PROJECT	**********	Rev-1
ADDRESS	********** Florida	
Date of plans		
Date of submission		
BASE BID	$ 3,273,988	

SR. NO.	DWG. NO.	DETAIL NO.	CSI	DESCRIPTION	QTY.	WASTE	QTY. W/ WASTE	UNIT	Labor Cost	Material Cost	TOTAL UNIT COST	TOTAL COST	SUB TOTAL
				DEMOLITION									
				DEMOLITION									
				Allowance for Demoliton	1	0%	1	LS	$ 5,000.00	$ -	$ 5,000.0	$ 5,000	
				Demoliiton not found in plan.So we have provided allowance .									
				Subtotal									**$ 5,000**
				EROSION SEDIMENT CONTROL									
				EROSION SEDIMENT CONTROL									
				Allowance for Erosion Items	1	0%	1	LS	$ 2,500.00	$ -	$ 2,500.0	$ 2,500	
				Eroison Items not found in plan.So we have provided allowance .									
				Subtotal									**$ 2,500**
				EARTHWORK									
				GRADING FOR ON SITE									
	C3.00			Clearing & Grubbiing - Area: 298,187 SF	1	0%	1	LS	$ 102,681.47	$ -	$ 102,681.5	$ 102,681	
	C3.00	Assumed		6" Topsoil Stripping Assumed - Area: 298,187 SF	5522	3%	5,688	CY	$ 10.00	$ -	$ 10.0	$ 56,876	
	C3.00			Excess Topsoil	5522	3%	5,688	CY					
	C3.00			Loads to be hauled away (20 loads/CY)	285	0%	285	Loads	$ 450.00	$ -	$ 450.0	$ 128,250	
	C3.00	Grading Model		Cut for mass grading	0	3%	-	CY	$ 8.00		$ 8.0	$ -	
	C3.00	Grading Model		Fill for mass grading	19717	3%	20,308	CY	$ 8.00		$ 8.0	$ 162,468	
	C3.00	Grading Model		Net Fill	19717	3%	20,308	CY					
	C3.00			Excavation For Trench /footing	4992	3%	5,142	CY					
	C3.00			Backfill For Trench /footing	3699	3%	3,810	CY					
	C3.00			Excess Soil	1293	3%	1,332	CY					
	C3.00			Net Fill	18424	0%	18,424	Loads					
	C3.00			Loads to be Imported (20 loads/CY)	922	0%	922	Loads	$ -	$ 550.00	$ 550.0	$ 507,100	
				Subtotal									**$ 957,376**
				SITE IMPROVEMNETS									
				ASPHALT PAVEMENT									
	C4.0	Plan		1.5" TypeSP-12.5 Surface Course	120219	3%	123,826	SF	$ 1.35	$ 1.40	$ 2.8	$ 340,520	
	C4.0	Plan		1" Type SP-9.5 Binder Course	120219	3%	123,826	SF	$ 1.20	$ 0.95	$ 2.2	$ 266,225	
	C4.0	Plan		6" Compacted DGA	2226	3%	2,293	SF	$ 16.00	$ 30.00	$ 46.0	$ 105,481	
	C4.0	Plan		Compacted Subgrade	120219	3%	123,826	SF	$ 0.20	$ -	$ 0.2	$ 24,765	

PROJECT	**********	Rev-1
ADDRESS	********** Florida	
Date of plans		
Date of submission		
BASE BID	$ 3,273,988	

SR. NO.	DWG. NO.	DETAIL NO.	CSI	DESCRIPTION	QTY.	WASTE	QTY. W/ WASTE	UNIT	Labor Cost	Material Cost	TOTAL UNIT COST	TOTAL COST	SUB TOTAL
				CONCRETE PAD AT TRASH									
	C4.0	Plan	**10 CY**	5" Thick Concrete Pavement 3000 PSI	628	3%	647	SF	$ 0.81	$ 2.27	$ 3.1	$ 1,992	
	C4.0	Plan		W.W.F. 6x6 W2.9xW2.9	628	3%	647	SF	$ 0.50	$ 0.50	$ 1.0	$ 647	
	C4.0	Plan		Control Joint	100	3%	103	LF	$ 1.40	$ 1.60	$ 3.0	$ 310	
	C4.0	Plan		Expantion Joint	50	3%	52	LF	$ 0.71	$ 1.10	$ 1.8	$ 94	
	C4.0	Plan		5" Edge Form	150	3%	155	LF	$ 2.00	$ 1.50	$ 3.5	$ 541	
	C4.0	Plan		Compacted Subgrade	628	3%	647	SF	$ 0.20	$ -	$ 0.2	$ 129	
				CONCRETE SIDEWALK									
	C4.0	Plan	**240 CY**	4" Thick Concrete Sidewalk 4000 PSI	18542	3%	19,098	SF	$ 0.65	$ 1.84	$ 2.5	$ 47,618	
	C4.0	Plan		Control Joint	2967	3%	3,056	LF	$ 1.40	$ 1.60	$ 3.0	$ 9,167	
	C4.0	Plan		Expantion Joint	1483	3%	1,528	LF	$ 0.71	$ 1.10	$ 1.8	$ 2,765	
	C4.0	Plan		4" Edge Form	6968	3%	7,177	LF	$ 2.00	$ 1.50	$ 3.5	$ 25,120	
	C4.0	Plan		Compacted Subgrade	18542	3%	19,098	SF	$ 0.20	$ -	$ 0.2	$ 3,820	
				SIGN FOOTING -Dia:1'-0" -Depth:4'-0" Count: 15 EA									
	C3.0	Plan		Concrete 3000 PSI	7	3%	7	CY	$ 52.00	$ 146.00	$ 198.0	$ 1,423	
	C3.0	Plan		Excavation	16	3%	16	CY	$ 34.00	$ -	$ 34.0	$ 550	
	C3.0	Plan		Backfill	7	3%	7	CY	$ 32.00	$ -	$ 32.0	$ 230	
	C3.0	Plan		Circular Formwork	377	3%	388	SFCA	$ 2.00	$ 3.50	$ 5.5	$ 2,135	
	C3.0	Plan		ADA Sign	15	0%	15	EA	$ 350.00	$ 650.00	$ 1,000.0	$ 15,000	
				BOLLARDS FOOTING -Dia:2'-0" -Depth:4'-0" Count: 8 EA									
	C3.0	Plan		Concrete 3000 PSI	4	3%	4	CY	$ 52.00	$ 146.00	$ 198.0	$ 759	
	C3.0	Plan		Excavation	8	3%	9	CY	$ 34.00	$ -	$ 34.0	$ 293	
	C3.0	Plan		Backfill	4	3%	4	CY	$ 32.00	$ -	$ 32.0	$ 123	
	C3.0	Plan		Circular Formwork	201	3%	207	SFCA	$ 2.00	$ 3.50	$ 5.5	$ 1,138	
	C3.0	Plan		Bollards	8	0%	8	EA	$ 450.00	$ 1,150.00	$ 1,600.0	$ 12,800	
				MISC ITEMS									
	C2.0			Landscape Area	100073	3%	103,075	SF	$ 1.40	$ 1.60	$ 3.0	$ 309,226	
				PAVEMENT MARKING									
	C2.0	C2.0		ADA Accssible Marking	910	3%	937	SF	$ 0.20	$ 0.80	$ 1.0	$ 937	
	C2.0	C2.0		Parking Stall Marking	4880	3%	5,026	LF	$ 1.60	$ 1.80	$ 3.4	$ 17,090	

PROJECT	**********	Rev-1
ADDRESS	********** Florida	
Date of plans		
Date of submission		
BASE BID	$ 3,273,988	

SR. NO.	DWG. NO.	DETAIL NO.	CSI	DESCRIPTION	QTY.	WASTE	QTY. W/ WASTE	UNIT	Labor Cost	Material Cost	TOTAL UNIT COST	TOTAL COST	SUB TOTAL
	C2.0	C2.0		ADA Accssible Marking Symbol	15	0%	15	EA	$ 15.00	$ 25.00	$ 40.0	$ 600	
				Subtotal									**$ 1,191,498**
				SITE UTILITIES									
				STORM SERVICES									
	C3.0	Plan		18" x 12" Concrete Horzontal Elliptical Culvert	63	3%	65	LF	$ 22.60	$ 42.50	$ 65.1	$ 4,224	
	C3.0	Plan		Excavation	40	3%	41	CY	$ 34.00	$ -	$ 34.0	$ 1,387	
	C3.0	Plan		Bedding Material	3	3%	3	CY	$ 16.00	$ 30.00	$ 46.0	$ 156	
	C3.0	Plan		Final backfill	35	3%	36	CY	$ 32.00	$ -	$ 32.0	$ 1,155	
	C3.0	Plan		30" Corrugated HDPE Pipe	39	3%	40	LF	$ 16.75	$ 21.75	$ 38.5	$ 1,531	
	C3.0	Plan		Excavation	39	3%	40	CY	$ 34.00	$ -	$ 34.0	$ 1,352	
	C3.0	Plan		Bedding Material	3	3%	3	CY	$ 16.00	$ 30.00	$ 46.0	$ 152	
	C3.0	Plan		Final backfill	28	3%	29	CY	$ 32.00	$ -	$ 32.0	$ 935	
	C3.0	Plan		18" Corrugated HDPE Pipe	924	3%	952	LF	$ 14.00	$ 16.75	$ 30.8	$ 29,275	
	C3.0	Plan		Excavation	719	3%	740	CY	$ 34.00	$ -	$ 34.0	$ 25,176	
	C3.0	Plan		Bedding Material	60	3%	62	CY	$ 16.00	$ 30.00	$ 46.0	$ 2,838	
	C3.0	Plan		Final backfill	599	3%	616	CY	$ 32.00	$ -	$ 32.0	$ 19,727	
	C3.0	Plan		18" ADS HP Pipe	405	3%	417	LF	$ 14.00	$ 16.75	$ 30.8	$ 12,818	
	C3.0	Plan		Excavation	315	3%	324	CY	$ 34.00	$ -	$ 34.0	$ 11,023	
	C3.0	Plan		Bedding Material	26	3%	27	CY	$ 16.00	$ 30.00	$ 46.0	$ 1,243	
	C3.0	Plan		Final backfill	262	3%	270	CY	$ 32.00	$ -	$ 32.0	$ 8,638	
	C3.0	Plan		12" Corrugated HDPE Pipe	309	3%	319	LF	$ 10.95	$ 11.75	$ 22.7	$ 7,234	
	C3.0	Plan		Excavation	206	3%	212	CY	$ 34.00	$ -	$ 34.0	$ 7,223	
	C3.0	Plan		Bedding Material	17	3%	18	CY	$ 16.00	$ 30.00	$ 46.0	$ 814	
	C3.0	Plan		Final backfill	180	3%	185	CY	$ 32.00	$ -	$ 32.0	$ 5,936	
	C3.0	Plan		10" Corrugated HDPE Pipe	614	3%	632	LF	$ 9.67	$ 10.95	$ 20.6	$ 13,034	
	C3.0	Plan		Excavation	386	3%	398	CY	$ 34.00	$ -	$ 34.0	$ 13,516	
	C3.0	Plan		Bedding Material	32	3%	33	CY	$ 16.00	$ 30.00	$ 46.0	$ 1,524	
	C3.0	Plan		Final backfill	341	3%	352	CY	$ 32.00	$ -	$ 32.0	$ 11,256	
	C3.0	Plan		8" Corrugated HDPE Pipe	918	3%	945	LF	$ 8.67	$ 9.00	$ 17.7	$ 16,704	
	C3.0	Plan		Excavation	545	3%	561	CY	$ 34.00	$ -	$ 34.0	$ 19,071	
	C3.0	Plan		Bedding Material	45	3%	47	CY	$ 16.00	$ 30.00	$ 46.0	$ 2,150	
	C3.0	Plan		Final backfill	487	3%	502	CY	$ 32.00	$ -	$ 32.0	$ 16,058	
	C3.0	Plan		6" HDPE Perforated Pipe	56	3%	58	LF	$ 6.00	$ 4.50	$ 10.5	$ 605	

PROJECT	**********	Rev-1
ADDRESS	********** Florida	
Date of plans		
Date of submission		
BASE BID	$ 3,273,988	

SR. NO.	DWG. NO.	DETAIL NO.	CSI	DESCRIPTION	QTY.	WASTE	QTY. W/ WASTE	UNIT	Labor Cost	Material Cost	TOTAL UNIT COST	TOTAL COST	SUB TOTAL
	C3.0	Plan		Excavation	31	3%	32	CY	$ 34.00	$ -	$ 34.0	$ 1,088	
	C3.0	Plan		Bedding Material	3	3%	3	CY	$ 16.00	$ 30.00	$ 46.0	$ 123	
	C3.0	Plan		Final backfill	28	3%	29	CY	$ 32.00	$ -	$ 32.0	$ 925	
				STORM STRUCTURE									
	C3.0	Plan		Strom Drain	17	0%	17	EA	$ 650.00	$ 1,150.00	$ 1,800.0	$ 30,600	
	C3.0	Plan		Excavation	90	3%	92	CY	$ 34.00	$ -	$ 34.0	$ 3,134	
	C3.0	Plan		Backfill	42	3%	43	CY	$ 32.00	$ -	$ 32.0	$ 1,384	
	C3.0	Plan		Yard Drain	24	0%	24	EA	$ 350.00	$ 650.00	$ 1,000.0	$ 24,000	
	C3.0	Plan		Excavation	31	3%	32	CY	$ 34.00	$ -	$ 34.0	$ 1,100	
	C3.0	Plan		Backfill	12	3%	12	CY	$ 32.00	$ -	$ 32.0	$ 396	
	C3.0	Plan		E Inlet	2	0%	2	EA	$ 250.00	$ 950.00	$ 1,200.0	$ 2,400	
	C3.0	Plan		Excavation	9	3%	9	CY	$ 34.00	$ -	$ 34.0	$ 315	
	C3.0	Plan		Backfill	3	3%	3	CY	$ 32.00	$ -	$ 32.0	$ 99	
				MISC ITEMS									
	C3.00	Plan		Mittered End Section	2	0%	2	EA	$ 150.00	$ 250.00	$ 400.0	$ 800	
				WATER SERVICES									
	C5.0	Plan		6" Water Line	2008	3%	2,068	LF	$ 4.75	$ 6.95	$ 11.7	$ 24,201	
	C5.0	Plan		Excavation	1116	3%	1,149	CY	$ 34.00	$ -	$ 34.0	$ 39,071	
	C5.0	Plan		Clean Well Graded Material	357	3%	368	CY	$ 16.00	$ 30.00	$ 46.0	$ 16,929	
	C5.0	Plan		Final backfill	744	3%	766	CY	$ 32.00	$ -	$ 32.0	$ 24,515	
	C5.0	Plan		2" Water Line	377	3%	388	LF	$ 4.75	$ 8.75	$ 13.5	$ 5,244	
	C5.0	Plan		Excavation	152	3%	156	CY	$ 34.00	$ -	$ 34.0	$ 5,307	
	C5.0	Plan		Clean Well Graded Material	55	3%	57	CY	$ 16.00	$ 30.00	$ 46.0	$ 2,613	
	C5.0	Plan		Final backfill	96	3%	99	CY	$ 32.00	$ -	$ 32.0	$ 3,167	
	C5.0	Plan		4" PVC irrigation Line	244	3%	252	LF	$ 4.75	$ 8.75	$ 13.5	$ 3,397	
	C5.0	Plan		Excavation	127	3%	131	CY	$ 34.00	$ -	$ 34.0	$ 4,449	
	C5.0	Plan		Clean Well Graded Material	38	3%	39	CY	$ 16.00	$ 30.00	$ 46.0	$ 1,797	
	C5.0	Plan		Final backfill	88	3%	91	CY	$ 32.00	$ -	$ 32.0	$ 2,910	
				MISC ITEMS									
	C5.0	Plan		Existing Plug For Future Connection	1	0%	1	EA	$ 120.00	$ 350.00	$ 470.0	$ 470	
	C5.0	Plan		6" 45 Degree Bend	11	0%	11	EA	$ 120.00	$ 350.00	$ 470.0	$ 5,170	
	C5.0	Plan		6" Cross/gate Valve	2	0%	2	EA	$ 120.00	$ 350.00	$ 470.0	$ 940	
	C5.0	Plan		Fire Hydrant Assembly	7	0%	7	EA	$ 120.00	$ 350.00	$ 470.0	$ 3,290	
	C5.0	Plan		6" Tee	6	0%	6	EA	$ 120.00	$ 350.00	$ 470.0	$ 2,820	

PROJECT	**********	Rev-1
ADDRESS	********** Florida	
Date of plans		
Date of submission		
BASE BID	$ 3,273,988	

SR. NO.	DWG. NO.	DETAIL NO.	CSI	DESCRIPTION	QTY.	WASTE	QTY. W/ WASTE	UNIT	Labor Cost	Material Cost	TOTAL UNIT COST	TOTAL COST	SUB TOTAL
	C5.0	Plan		6" 90 Degree Bend	6	0%	6	EA	$ 120.00	$ 350.00	$ 470.0	$ 2,820	
	C5.0	Plan		2" Water Meter	9	0%	9	EA	$ 120.00	$ 350.00	$ 470.0	$ 4,230	
	C5.0	Plan		2" RPZ/Check valve	9	0%	9	EA	$ 120.00	$ 350.00	$ 470.0	$ 4,230	
	C5.0	Plan		2" Water Servie building	9	0%	9	EA	$ 120.00	$ 350.00	$ 470.0	$ 4,230	
	C5.0	Plan		FDC	4	0%	4	EA	$ 120.00	$ 350.00	$ 470.0	$ 1,880	
	C5.0	Plan		2" 90 Degree Bend	12	0%	12	EA	$ 120.00	$ 350.00	$ 470.0	$ 5,640	
	C5.0	Plan		6" x 6" Tee /gate Valve	3	0%	3	EA	$ 120.00	$ 350.00	$ 470.0	$ 1,410	
	C5.0	Plan		2" x 6" Tee	1	0%	1	EA	$ 120.00	$ 350.00	$ 470.0	$ 470	
				SANITARY SERVICES									
	C5.0	Plan		8" PVC Sanitary Line	1566	3%	1,613	LF	$ 6.50	$ 9.75	$ 16.3	$ 26,214	
	C5.0	Plan		Excavation	929	3%	957	CY	$ 34.00	$ -	$ 34.0	$ 32,543	
	C5.0	Plan		Clean Well Graded Material	316	3%	325	CY	$ 16.00	$ 30.00	$ 46.0	$ 14,955	
	C5.0	Plan		Final backfill	593	3%	611	CY	$ 32.00	$ -	$ 32.0	$ 19,552	
	C5.0	Plan		6" PVC Sanitary Line	422	3%	434	LF	$ 6.75	$ 9.60	$ 16.4	$ 7,103	
	C5.0	Plan		Excavation	234	3%	241	CY	$ 34.00	$ -	$ 34.0	$ 8,206	
	C5.0	Plan		Clean Well Graded Material	82	3%	84	CY	$ 16.00	$ 30.00	$ 46.0	$ 3,870	
	C5.0	Plan		Final backfill	150	3%	154	CY	$ 32.00	$ -	$ 32.0	$ 4,930	
				MISC ITEMS									
	C5.0	Plan		Connect To Existing MH	1	0%	1	EA	$ 250.00	$ 360.00	$ 610.0	$ 610	
	C5.0	Plan		48" Dia Sewer MH	7	0%	7	EA	$ 1,150.00	$ 2,250.00	$ 3,400.0	$ 23,800	
	C5.0	Plan		Cleanout	9	0%	9	EA	$ 250.00	$ 360.00	$ 610.0	$ 5,490	
				Subtotal									**$ 621,591**
TOTAL												**$ 2,777,965**	**$ 2,777,965**
OVER HEAD & PROFIT											**15.00%**	**$ 416,695**	**$ 416,695**
SALES TAX											**6.00%**	**$ 79,328**	**$ 79,328**
BASE BID												**$ 3,273,988**	**$ 3,273,988**

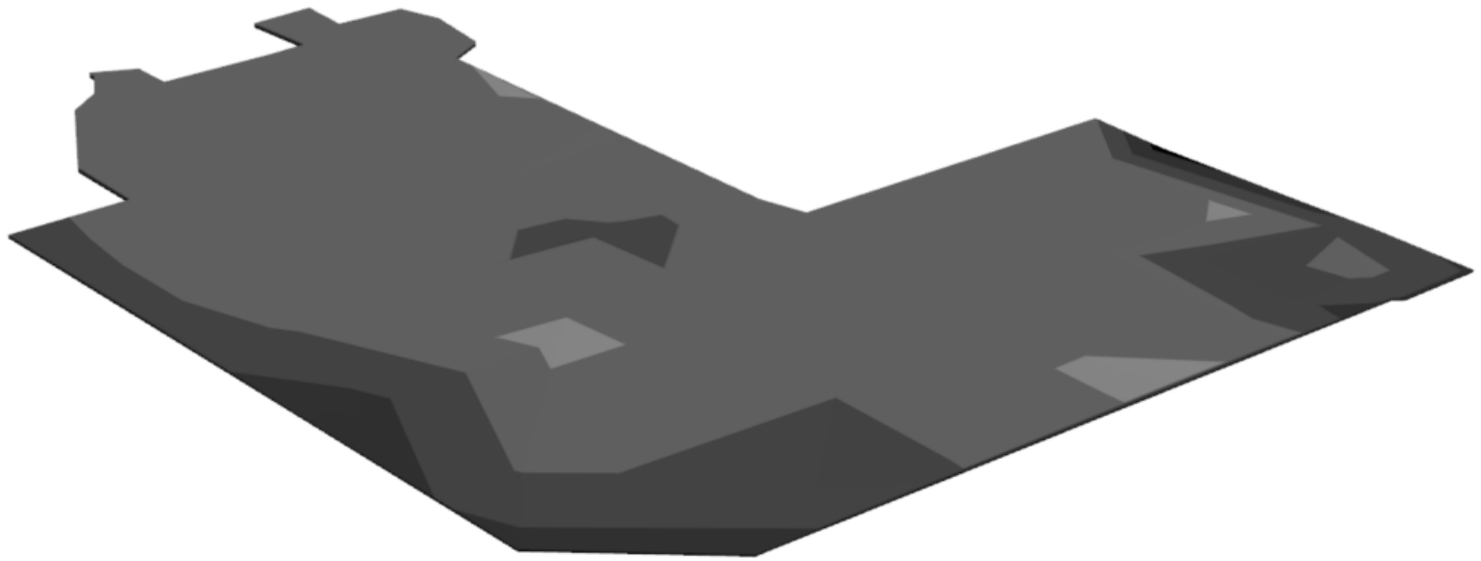

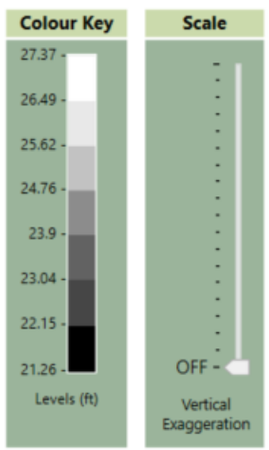

Existing | Topsoil Stripping | Cut & Fill | +

Cut	
Volume	5,521.98yd³
2D Area	298,187.04ft²
3D Area	298,217.50ft²
Depths	0.50ft Av., 0.50ft Max.
Levels	21.26ft to 25.12ft

Fill	
Volume	--
2D Area	--
3D Area	--
Heights	--
Levels	--

Cut & Fill	
Net Volume	5,521.98yd³ cut
2D Area	298,187.04ft²
3D Area	298,217.50ft²
Range	-0.50ft to 0.00ft, -0.50ft Av.
Levels	21.26ft to 25.12ft



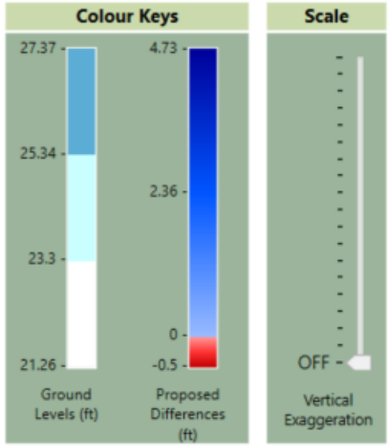

Existing | Topsoil Stripping | Cut & Fill

Cut	
Volume	--
2D Area	--
3D Area	--
Depths	--
Levels	--

Fill	
Volume	19,716.96yd³
2D Area	298,187.04ft²
3D Area	307,328.13ft²
Heights	1.79ft Av., 4.73ft Max.
Levels	21.26ft to 27.37ft

Cut & Fill	
Net Volume	19,716.96yd³ fill
2D Area	298,187.04ft²
3D Area	307,328.13ft²
Range	0.00ft to 4.73ft, 1.79ft Av.
Levels	21.26ft to 27.37ft



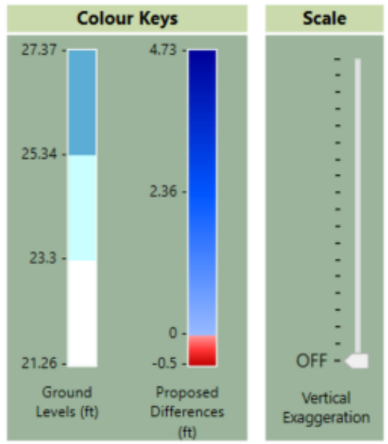

Existing | Topsoil Stripping | Cut & Fill | +

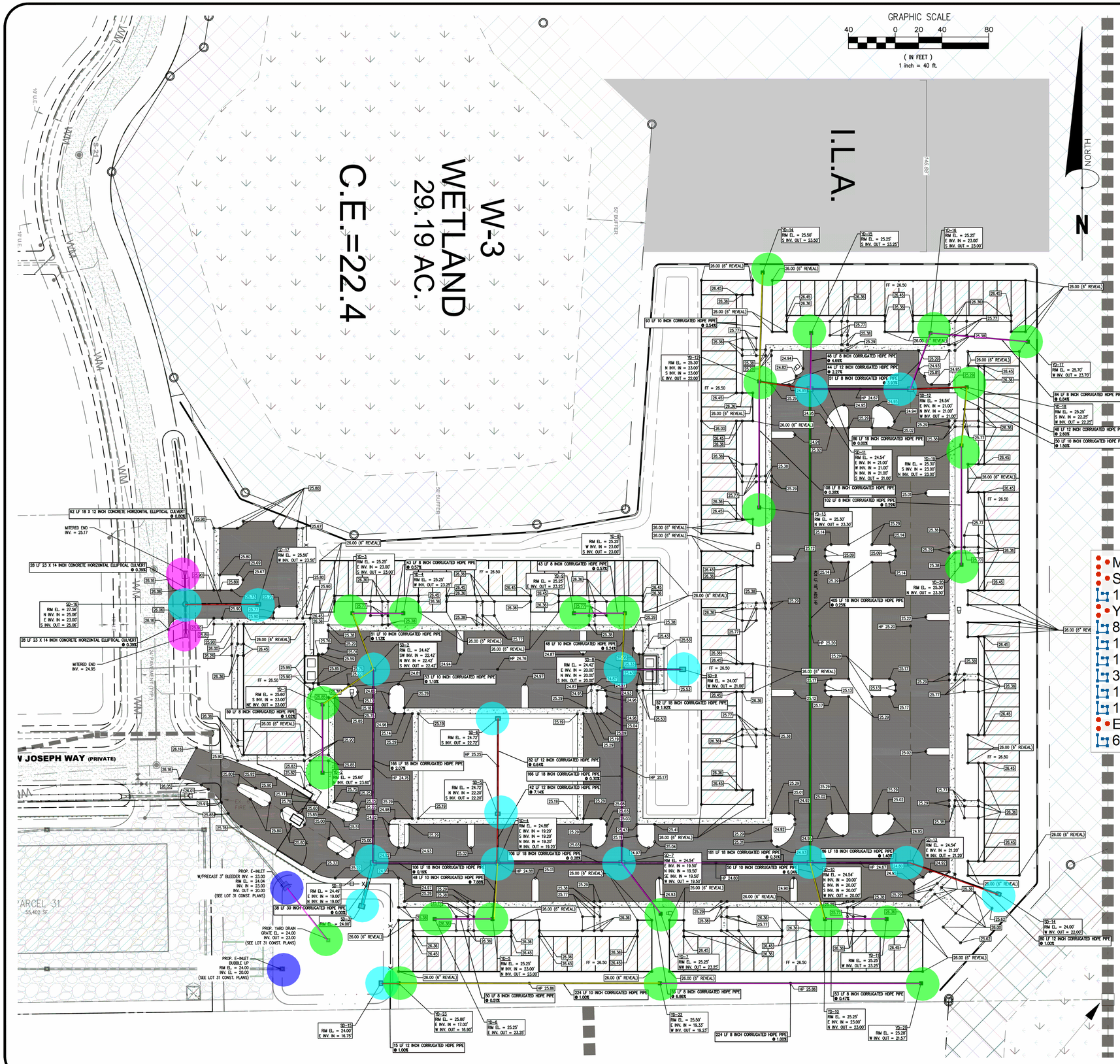

Structure Table	
Structure Name	Structure Details
SD-1	TYPE-E INLET RIM = 24.49 E INV IN = 19.00 N INV IN = 19.00
SD-2	TYPE-C INLET RIM = 24.42 SW INV IN = 22.42 N INV IN = 22.42 S INV OUT = 22.42
SD-3	TYPE-E BUBBLE UP RIM = 24.00
SD-4	4' STORM MANHOLE RIM = 24.88 E INV IN = 19.20 S INV IN = 19.20 N INV IN = 19.20 W INV OUT = 19.20
SD-5	TYPE-C INLET RIM = 24.72 N INV IN = 22.20 S INV OUT = 22.20
SD-6	TYPE-C INLET RIM = 24.72 S INV OUT = 22.72
SD-7	TYPE-E INLET RIM = 24.54 E INV IN = 19.50 N INV IN = 19.50 SE INV IN = 19.50 W INV OUT = 19.50
SD-8	TYPE-C INLET RIM = 24.42 E INV IN = 20.00 N INV IN = 20.00 S INV OUT = 20.00
SD-9	TYPE-E INLET RIM = 24.00 W INV OUT = 21.00
SD-10	TYPE-E INLET RIM = 24.54 N INV IN = 20.00 E INV IN = 20.00 S INV IN = 20.00 W INV OUT = 20.00
SD-11	TYPE-E INLET RIM = 24.54 E INV IN = 21.00 W INV IN = 21.00 N INV IN = 21.00 S INV OUT = 21.00
SD-12	TYPE-E INLET RIM = 24.54 E INV IN = 21.00 N INV IN = 21.00 W INV OUT = 21.00
SD-13	TYPE-C INLET RIM = 25.50 W INV OUT = 23.50
SD-14	TYPE-C INLET RIM = 24.00 S INV OUT = 22.00 NE INV OUT = 23.00
YD-2	YARD-DRAIN INLET RIM = 25.60 N INV OUT = 23.60
YD-3	YARD-DRAIN INLET RIM = 25.25 E INV IN = 23.00 S INV OUT = 23.00

Structure Table	
Structure Name	Structure Details
YD-4	YARD-DRAIN INLET RIM = 25.25 W INV OUT = 23.25
YD-5	YARD-DRAIN INLET RIM = 25.25 W INV IN = 23.00 N INV OUT = 23.00
YD-6	YARD-DRAIN INLET RIM = 25.25 E INV OUT = 23.25
YD-7	YARD-DRAIN INLET RIM = 25.25 NW INV OUT = 23.25
YD-8	YARD-DRAIN INLET RIM = 25.25 W INV IN = 23.00 S INV OUT = 23.00
YD-9	YARD-DRAIN INLET RIM = 25.25 E INV OUT = 23.25
YD-10	YARD-DRAIN INLET RIM = 25.25 E INV IN = 23.00 N INV OUT = 23.00
YD-11	YARD-DRAIN INLET RIM = 25.25 W INV OUT = 23.25
YD-12	YARD-DRAIN INLET RIM = 25.30 N INV IN = 23.00 S INV IN = 23.00 E INV OUT = 22.00
YD-13	YARD-DRAIN INLET RIM = 25.30 N INV OUT = 23.30
YD-14	YARD-DRAIN INLET RIM = 25.50 S INV OUT = 23.50
YD-15	YARD-DRAIN INLET RIM = 25.25 S INV OUT = 23.25
YD-16	YARD-DRAIN INLET RIM = 25.25 E INV IN = 23.00 S INV OUT = 23.00
YD-17	YARD-DRAIN INLET RIM = 25.70 W INV OUT = 23.70
YD-18	YARD-DRAIN INLET RIM = 25.25 S INV IN = 22.25 W INV OUT = 22.25
YD-19	YARD-DRAIN INLET RIM = 25.30 S INV IN = 23.00 W INV OUT = 23.60
YD-20	YARD-DRAIN INLET RIM = 25.30 N INV OUT = 23.30
YD-21	YARD-DRAIN INLET RIM = 25.28 W INV OUT = 21.57
YD-22	YARD-DRAIN INLET RIM = 25.50 E INV IN = 19.33 W INV OUT = 19.23
YD-23	YARD-DRAIN INLET RIM = 25.80 E INV IN = 17.00 W INV OUT = 16.90

MITERED END SECTION	2.0
SD	17.0
18" x 12" CONC HORZ ELLIPTICAL CULVERT	63.0 FT
YD	24.0
8" CORRUGATED HDPE PIPE	917.8 FT
10" CORRUGATED HDPE PIPE	613.7 FT
18" CORRUGATED HDPE PIPE	924.3 FT
30" CORRUGATED HDPE PIPE	38.6 FT
12" CORRUGATED HDPE PIPE	309.4 FT
18" ADS HP PIPE	404.7 FT
E INLET	2.0
6" HDPE PERFORATED PIPE	55.9 FT

DRAFT

Stephen Cooper, P.E. #46557

811 KNOW WHAT'S BELOW ALWAYS CALL 811 BEFORE YOU DIG
It's fast. It's free. It's the law.
www.callsunshine.com

No.	REVISION	BY:	DATE:

STEPHEN COOPER, P.E.
& ASSOCIATES, INC.
- CONSULTING ENGINEER -
CIVIL ENGINEERING • SITE PLANNING • ENVIRONMENTAL PERMITTING
7450 SOUTH FEDERAL HIGHWAY
PORT ST. LUCIE, FLORIDA 34952
Tel 1-772-336-2933
FLORIDA CERTIFICATE OF AUTHORIZATION No. 00008656

SCPE

PROPOSED APARTMENT DRAINAGE PLAN
LOT 30
SEVEN J'S NORTH

MARTIN COUNTY FLORIDA

DATE:	DEC 2024
DRAWN BY:	EC
DESIGNED BY:	SC
CHECKED BY:	SC
HORZ. SCALE:	1"=40'
VERT. SCALE:	N/A

DRAWING NO.
C4.0

2023-101

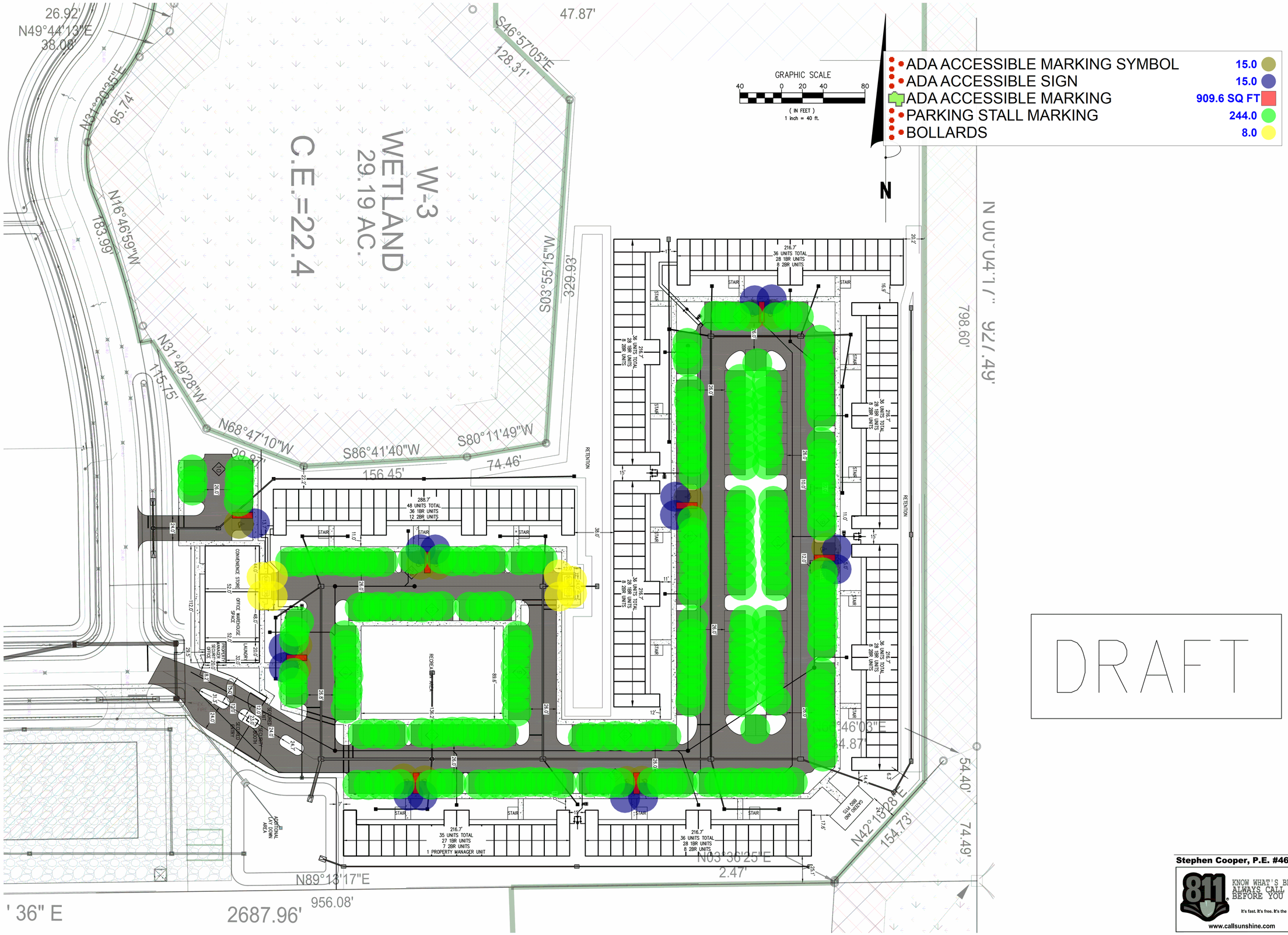

DRAFT

Stephen Cooper, P.E. #46557

811 KNOW WHAT'S BELOW ALWAYS CALL 811 BEFORE YOU DIG
It's fast. It's free. It's the law.
www.callsunshine.com

No.	REVISION	BY:	DATE:

STEPHEN COOPER, P.E.
& ASSOCIATES, INC.
- CONSULTING ENGINEER -
CIVIL ENGINEERING • SITE PLANNING • ENVIRONMENTAL PERMITTING
7450 SOUTH FEDERAL HIGHWAY
PORT ST. LUCIE, FLORIDA 34952
Tel 1-772-336-2933
FLORIDA CERTIFICATE OF AUTHORIZATION No. 00008856

SCPE

HORIZONTAL CONTROL, PAVEMENT MARKING AND SIGNAGE PLAN

PROPOSED APARTMENTS
LOT 30
SEVEN J'S NORTH

MARTIN COUNTY FLORIDA

DATE:	DEC 2024
DRAWN BY:	EC
DESIGNED BY:	SC
CHECKED BY:	SC
HORZ. SCALE:	1"=40'
VERT. SCALE:	N/A

DRAWING NO.
C3.0

2023-101

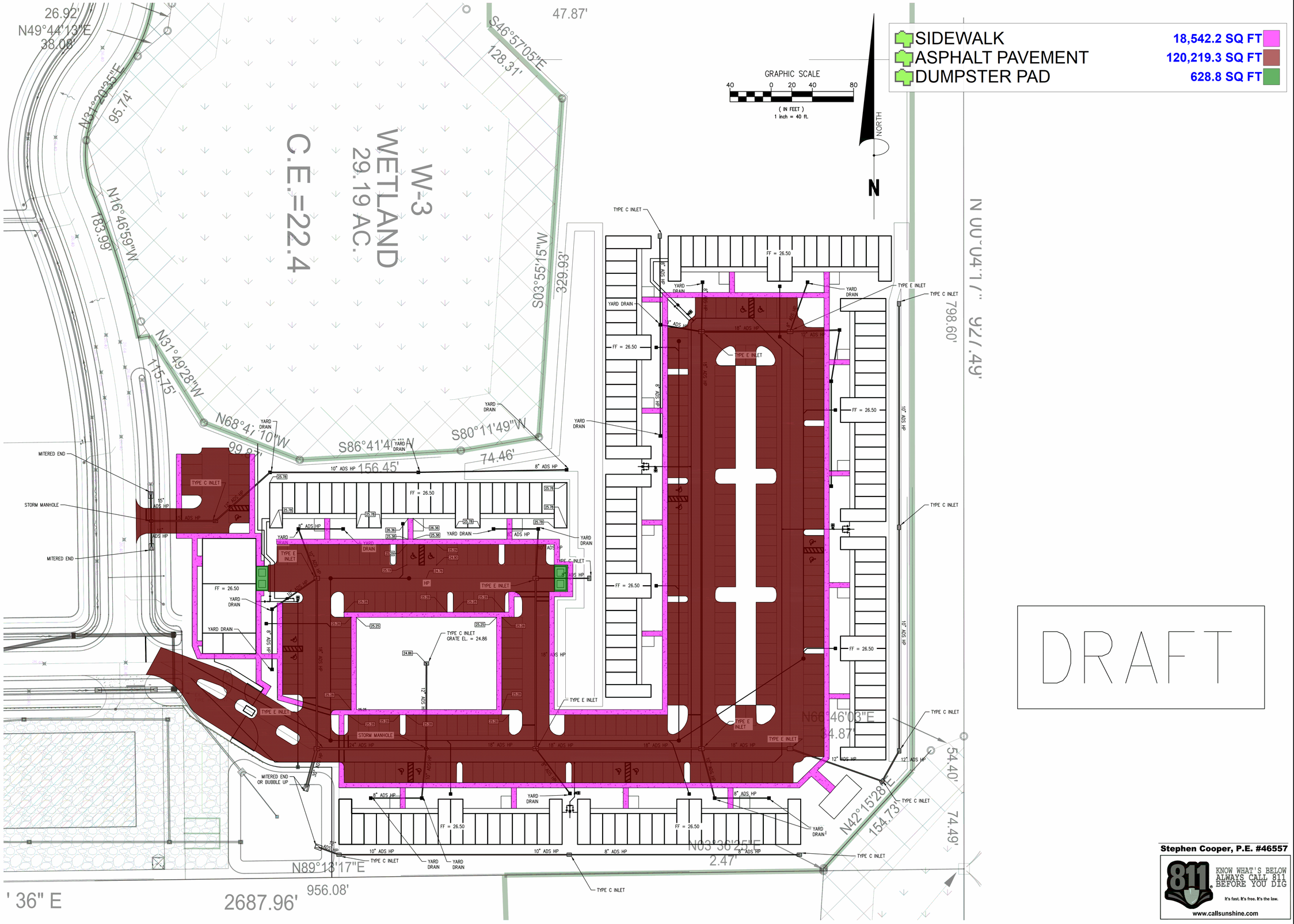

Stephen Cooper, P.E. #46557

811 KNOW WHAT'S BELOW ALWAYS CALL 811 BEFORE YOU DIG
It's fast. It's free. It's the law.
www.callsunshine.com

No.	REVISION	BY:	DATE:

STEPHEN COOPER, P.E.
& ASSOCIATES, INC.
- CONSULTING ENGINEER -
CIVIL ENGINEERING • SITE PLANNING • ENVIRONMENTAL PERMITTING
7450 SOUTH FEDERAL HIGHWAY
PORT ST. LUCIE, FLORIDA 34952
Tel 1-772-336-2933
FLORIDA CERTIFICATE OF AUTHORIZATION No. 00008856

SCPE

PAVING, GRADING AND DRAINAGE PLAN

PROPOSED APARTMENTS
LOT 30
SEVEN J'S NORTH

MARTIN COUNTY FLORIDA

DATE:	DEC 2024
DRAWN BY:	EC
DESIGNED BY:	SC
CHECKED BY:	SC
HORZ. SCALE:	1"=40'
VERT. SCALE:	N/A

DRAWING NO.
C4.0

2023-101

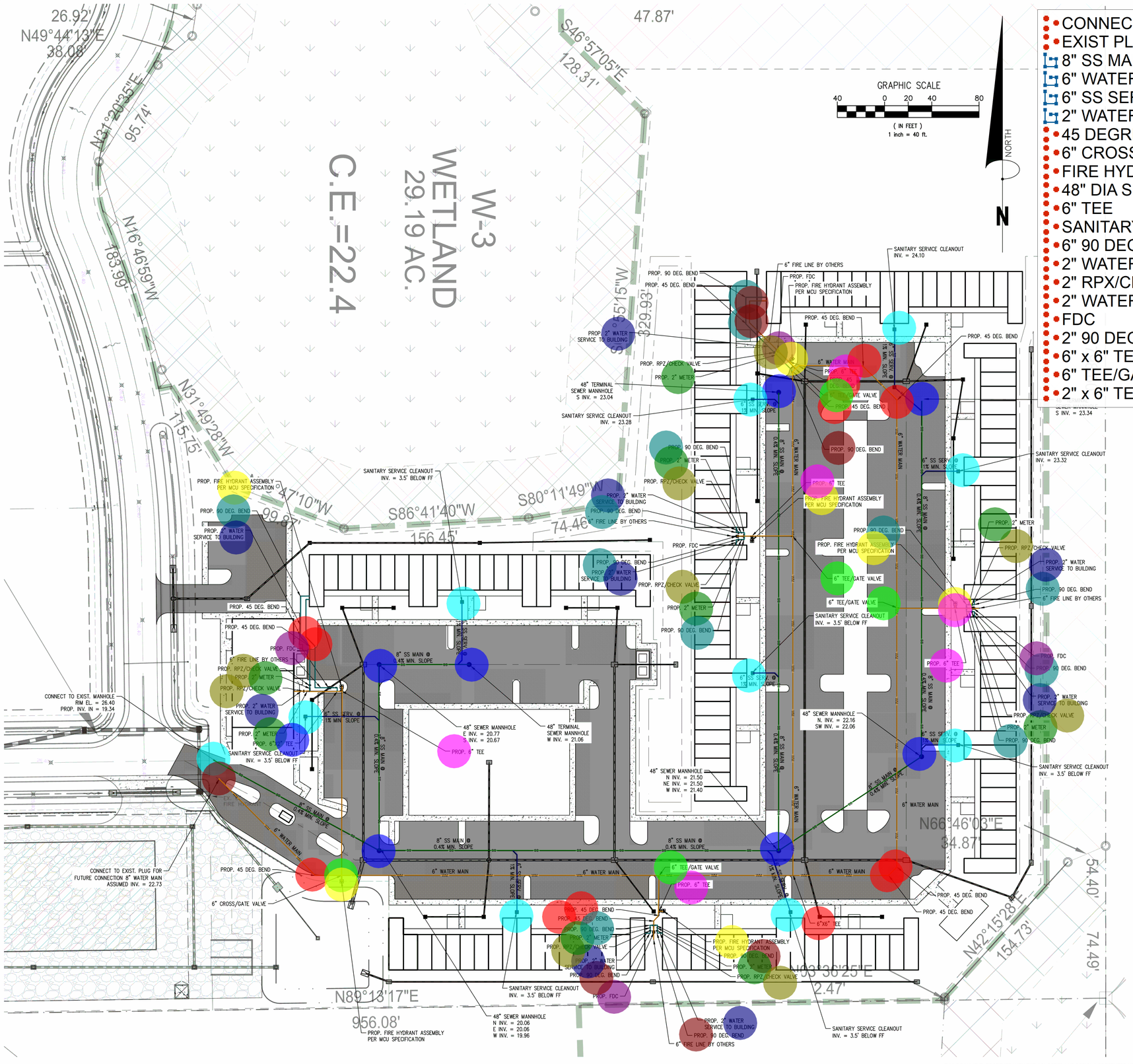

CONNECT TO EXISITNG MH	1.0
EXIST PLUG FOR FUTURE CONNECTION	1.0
8" SS MAIN LINE	1,566.2 FT
6" WATER LINE	2,008.2 FT
6" SS SERVICE LINE	421.8 FT
2" WATER LINE	377.1 FT
45 DEGREE BEND	11.0
6" CROSS/GATE VALVE	2.0
FIRE HYDRANT ASSEMBLY	7.0
48" DIA SEWER MH	7.0
6" TEE	6.0
SANITARY SERVICE CLEANOUT	9.0
6" 90 DEGREE BEND	6.0
2" WATER METER	9.0
2" RPX/CHECK VALVE	9.0
2" WATER SERVICE TO BUILDING	9.0
FDC	4.0
2" 90 DEGREE BEND	12.0
6" x 6" TEE	1.0
6" TEE/GATE VALVE	3.0
2" x 6" TEE	1.0

DRAFT

S & ASSOCIATES, INC.
- CONSULTING ENGINEER -
CIVIL ENGINEERING • SITE PLANNING • ENVIRONMENTAL PERMITTING
7450 SOUTH FEDERAL HIGHWAY
PORT ST. LUCIE, FLORIDA 34952
Tel 1-772-336-2933
FLORIDA CERTIFICATE OF AUTHORIZATION No. 00008856

No.	REVISION	BY:	DATE:

SCPE

UTILITY PLAN

PROPOSED APARTMENTS
LOT 30
SEVEN J'S NORTH

MARTIN COUNTY FLORIDA

DATE:	DEC 2024
DRAWN BY:	EC
DESIGNED BY:	SC
CHECKED BY:	SC
HORZ. SCALE:	1"=40'
VERT. SCALE:	N/A

DRAWING NO.
C5.0

2023-101

Stephen Cooper, P.E. #46557

811 KNOW WHAT'S BELOW ALWAYS CALL 811 BEFORE YOU DIG
It's fast. It's free. It's the law.
www.callsunshine.com